



Detailed Race Information

Dorney Lake Triathlon
Sunday 27th August 2023

DORNEY LAKE
EVENTS

Dear Competitor,

Thank you for entering the Dorney Lake Triathlon.

We advise you read this information document carefully in advance of Saturday, August 27th (event day), so that you can enjoy the event to its fullest.

Summary Event Info

Address:

Dorney Lake,
Court Lane,
off Lake End Road,
Windsor
SL4 6FJ

<https://www.dorneylake.co.uk/visit.aspx>

Registration opens at 6:00am (leave plenty of time to get from the car park to registration):

We ask that after registering, you set up your transition area following the marshals instructions.

It is vital that we know exactly who is attending this event so you must not give your race number to any other person if you can't attend for any reason.

Triathlon, Aquabike and Relay competitors will start together in the following waves.

Start Times:

- **7:30am** – Sprint Tri – Under50 'Open' category
- **7:45am** – Sprint Tri – 50 and Over 'Open' category & All Female category & All Sprint Relays & All Sprint Aquabike
- **8:30am** – Standard Tri – Under40 'Open' category
- **8:45am** – Standard Tri – 40 and Over 'Open' category & All Female category & All Standard Relays & All Standard Aquabike

(Note age is as at 31/12/2023)

Events

- Sprint Triathlon:
750m swim-19km bike-5km run
- Sprint Aquabike:
750m swim-19km bike
- Standard Triathlon:
1500m swim-38km bike-10km run
- Standard Aquabike:
1500m swim-38km bike

DORNEY LAKE EVENTS

Venue:

Dorney Lake, Court Lane, Off Lake End Road, Dorney, Windsor, Berkshire, SL4 6FJ

Getting there:

<https://www.dorneylake.co.uk/visit.aspx>

Parking

There is a hard standing car park near the boathouse with an overflow on the grass. In addition, there is parking available along the access road within the venue. Please follow the instructions of the Dorney Lake Staff who will be managing the parking on the day.

There could be up to a 20-minute walk to registration depending upon which car park you find yourself in. Please leave plenty of time.

After parking, please follow signs to the registration area, or ask a marshal. We suggest that you bring your bike and race equipment with you to registration to avoid having to return to your car.

Changing and Toilets

Changing facilities are available within Dorney Lake Boathouse.

Toilets will be provided, in the form of two sets of portable toilets, either side of the boathouse and additional toilets (included

disabled) are available in the boathouse itself.

Catering

Catering is available from:

- The Boathouse café. This is upstairs in the boathouse, serving hot sandwiches and drinks. The café has an impressive balcony that overlooks the transition area and lake and is a great place from which to watch the action.
- “Mr Brightside” who will be serving hot drinks and light refreshments from a barista coffee van.

Headphones & Mobile Phones

In line with British Triathlon rules:

- headphones of any type are **NOT ALLOWED** during any stage of the triathlon.
- Mobile phones must not be used while in the Transition area or during the race.

Baggage area

There is no official baggage area, but an area at the side of transition will be made available for small bags to be left. Please avoid turning up with large bags/boxes as this can cause an obstruction in the transition area.

DORNEY LAKE EVENTS

Registration

Opens at 6:00am – its important that you register for the correct wave.

7:30am – Sprint Tri – Under50 ‘Open’ category

7:45am – Sprint Tri – 50 and Over ‘Open’ category & All Female category & All Sprint Relays & All Sprint Aquabike

8:30am – Standard Tri – Under40 ‘Open’ category

8:45am – Standard Tri – 40 and Over ‘Open’ category & All Female category & All Standard Relays & All Standard Aquabike

(Note age is as at 31/12/2023)

You will be required to give the name you used to sign up to the event online. If you are a BTF member you will also need to present your membership card. In exchange, you will be given a white envelope with your race number on it. This will include:

- 2 race numbers. A number must be worn visibly on your front for the run and on your back during the bike. The numbers can be pinned to a top or if using a race belt a single number can be rotated from the front to the back.
- 2 numbered labels (one for the front of your helmet and one for the top tube of your bike).
- You will also receive a timing chip with an ankle strap (**This must be strapped to your LEFT ankle**) and a Swim hat corresponding with your wave start.

Additional safety pins will be available at registration if required.

You will be asked to write your race number on the back of your left hand with a large black marker. **This is an important safety activity in case of an emergency situation in the swim.**

Photography

We will have an official photographer at the event. The pictures of all the races will be made available for you at [Events \(Dorney Lake Events\)](#). If you wish for any of the published photos to be removed, just let us know.

Spectators

Spectators are now encouraged to come to Dorney Lake.

Due to parking restrictions, spectators are requested to turn up to the event in the **same car as participants** wherever possible.

Transition area

Due to the size of the event there will be two separate transition areas. The transition for the Standard Tri will be on the forecourt of the boathouse. The Transition for the Sprint Tri will be on the grass next to the Olympic bridge. Only athletes and race officials are allowed in the transition area.

To enter the transition area you must be wearing your helmet securely, and the stickers in your registration pack must be on your bike and helmet.

After the race you will need to show your race number and this will be matched to the sticker on your bike by a marshal, before you are allowed to remove your bike from transition.

If this is your first multi-sport race, then it is good practice to familiarise yourself with the ways in and out of the transition area by walking through transition. There will be marshals in the transition area to help if you are not familiar with setting up arrangements for your bike, helmet, shoes etc.

Please note that only equipment required for the event is to be placed in transition, next to your bike. No boxes or large bags are allowed to be left by athletes' bikes in transition.

There will be no official baggage area for this event but you will be able to leave a small bag at the edge of the transition area.

The organisers will accept no responsibility for lost property so please do not bring any valuables.

You will be advised by the marshals where to rack your bike. Racking of the bike needs to be by the saddle, so that the majority of the bike faces towards you (front wheel facing you with the kit by the front wheel). This method of racking is also required on return from the bike leg. **All bikes must be racked by 10 minutes before your wave start.**

Race Rules

Normal British Triathlon rules apply.

The event is a draft-illegal event. The bicycle draft zone will be 10 metres long measured from the leading edge of the front wheel. A competitor may enter the draft zone of another competitor, but must be seen to be progressing through that zone. A maximum of 20 seconds will be allowed to pass through the zone of another competitor. Race officials will be looking out for anyone drafting and you must abide by their instruction if they deem that you are subject to a penalty.

More info available below:

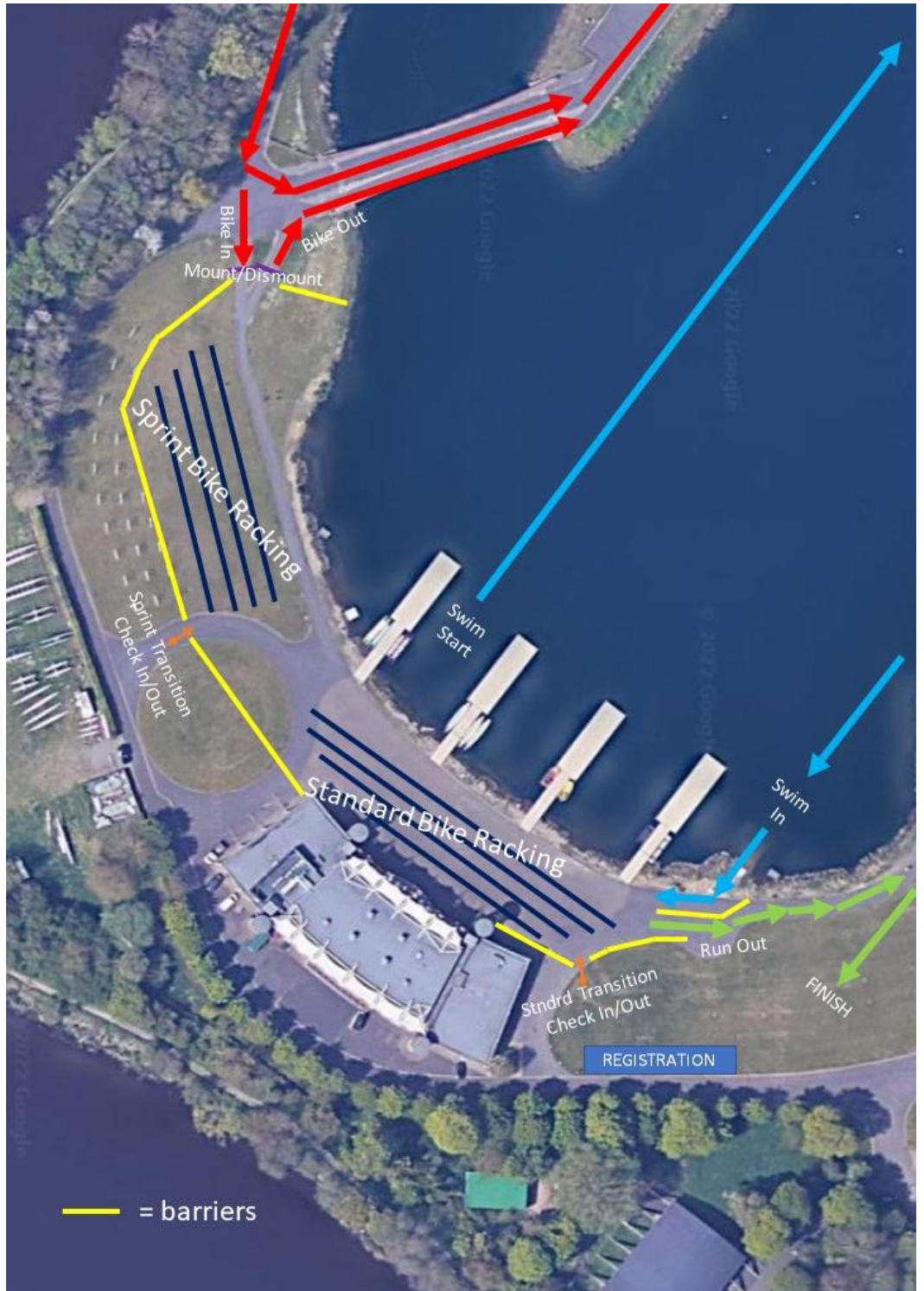
[British Triathlon - Drafting Rules Explained](#)

[british-triathlon-competition-rules-2023.pdf](#)
([britishtriathlon.org](#))

[2023-competition-rules-changes-overview.pdf](#)
([britishtriathlon.org](#))

DORNEY LAKE EVENTS

Event Layout



DORNEY LAKE EVENTS

Wetsuits

You will be told at registration on race morning if wetsuits are optional, compulsory or banned.

Note that neoprene gloves are not allowed and neoprene booties are only allowed if the water temperature makes wetsuits mandatory.

Please do not email in advance of the event as the water temperature needs to be taken on the morning of the race to determine this and it can fluctuate significantly depending on weather conditions and the ambient air temperature the night before the race.

If you have a wetsuit, then it is recommended that you bring it with you and you will be prepared for any situation.

Prestart

After setting up your transition, its time to warm up and prepare for the start.

Be aware that if you are in later waves there may be others from earlier waves passing through transition. Please be alert and make sure that you don't impede any athletes who are in the middle of their race.

Swimmers will be asked to stand by their bikes in the transition area 10 mins before the start time.

You will then be brought down to the swim start and asked to enter the water. You will start in the water

between the end of two jettys. To enter the water you will walk from the shore. Do not walk on the jettys as they are not designed to withstand the weight of a large number of humans.

Swim Start

You will be asked to move back behind the end of the jetty and started in the water by a start official on the jetty. If you are nervous about the swim, it is recommended that you avoid the melee of the front of the start and position yourself at the back.

There will be four wave starts as follows:

7:30am – Sprint Tri – Under50 'Open' category

7:45am – Sprint Tri – 50 and Over 'Open' category & All Female category & All Sprint Relays & All Sprint Aquabike

8:30am – Standard Tri – Under40 'Open' category

8:45am – Standard Tri – 40 and Over 'Open' category & All Female category & All Standard Relays & All Standard Aquabike

(Note age is as at 31/12/2023)

DORNEY LAKE EVENTS

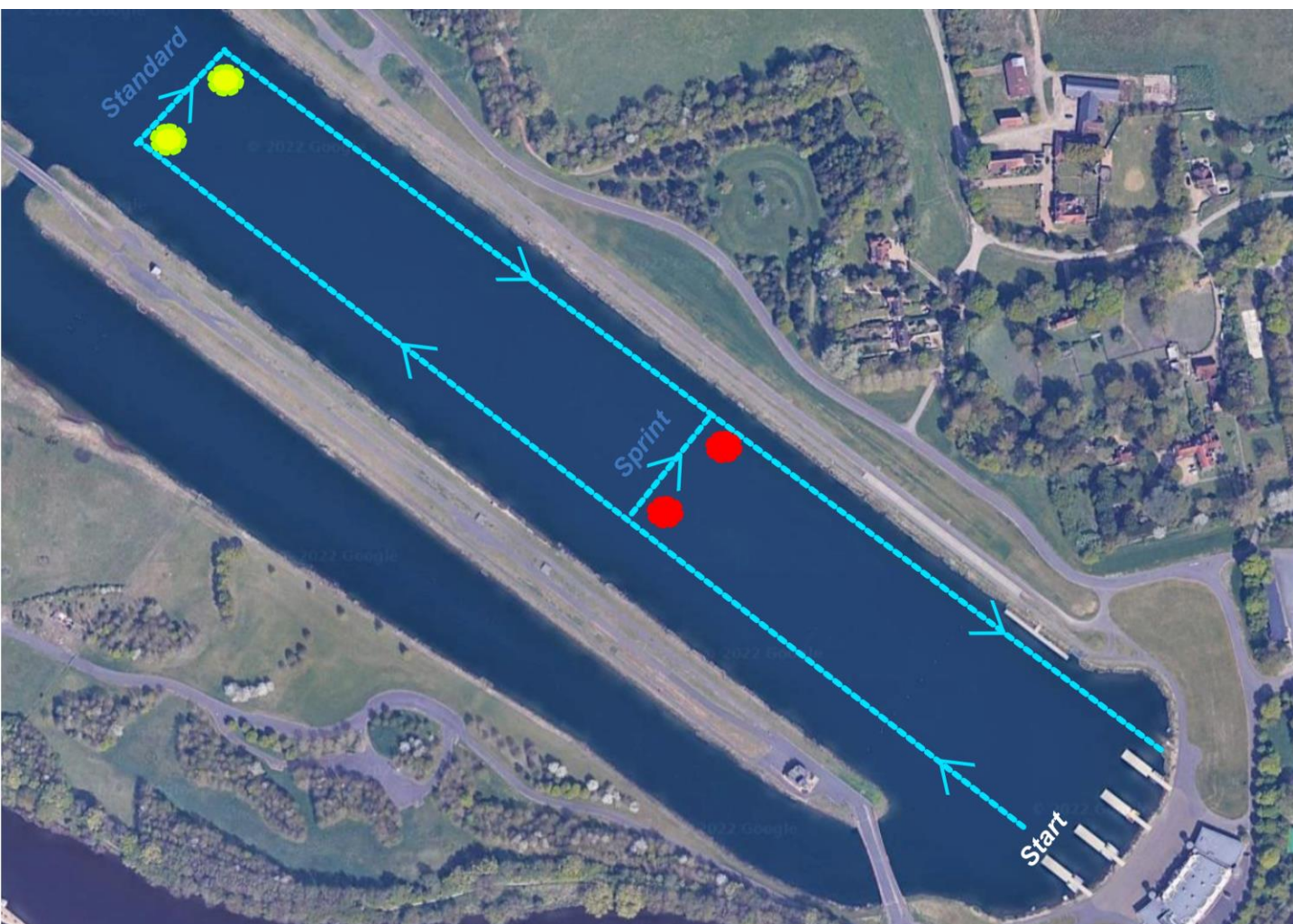
Swim

Both distances will complete one lap.

Sprint 750m – turn at the red buoys

Standard 1500m – pass the red buoys and turn at the yellow buoys

After completing the swim, exit the water through the Zone3 flags and enter straight in to transition to find your bike.



Transition

After completing the swim you will head straight in to transition and find the spot where your bike is racked.

Please follow the instructions of marshals who will guide you away from potential areas of congestion (eg near the swim start or the entrance/exit to transition).

When you reach your bike you will remove your swim wetsuit and hat/goggles. Please leave them underneath your own bike area to avoid impeding other athletes.

You must put on your helmet before you touch your bike.

Remove your bike from the racking and walk/run your bike to the 'Bike Out' exit.

You must not ride or scoot your bike until you have crossed the mount line. This will be clearly marked with flags and a solid line on the floor.

After completing the bike section you must get off your bike before you cross the dismount line. Yet again this will be clearly marked.

You must not undo or remove your helmet until your bike is racked back in its original position.

Failure to comply with these rules will result in you being asked to backtrack and complete the action correctly. If you don't comply with the marshals instructions your race number will be passed to the Technical Official who can issue a penalty or disqualification decision.

DORNEY LAKE EVENTS

Bike

After leaving transition, you can only mount your bike **after** crossing the mount line. This will be clearly marked with flags and a line on the floor. Anyone mounting early will be asked to stop, go back and mount after the line.

The bike discipline uses a lap on the west side of the lake. Sprint athletes will complete 4 laps, while Standard athletes will complete 8 laps. You are responsible for counting your own laps, the marshals will not be able to help you.

The bike course is closed to traffic but it can still get busy due to the size of the event. The course at Dorney is ideal for both beginners and those more experienced athletes who are looking for a fast time. As a result there will be many different standards on the course at the same time. Please ride on the left hand side of the road and only overtake on the right. After overtaking, please move back to the left.

Communicate clearly with other cyclists when overtaking to keep each other safe.

Slow down and dismount **before** the dismount line and rerack your bike before touching your helmet.

There are no feed stations on the bike section, so carry sufficient water with you. Please do not drop gel wrappers on the course. As well as littering it can cause a slip hazard on the bike course and an accident for another competitor.

Run

After racking your bike you will be heading off for the final discipline, the run.

The run course is a 5km lap that heads all the way to the end of the lake before turning and heading back to the Boathouse.

The Sprint distance will complete one lap before heading in to the finish on the grass next to the boathouse.

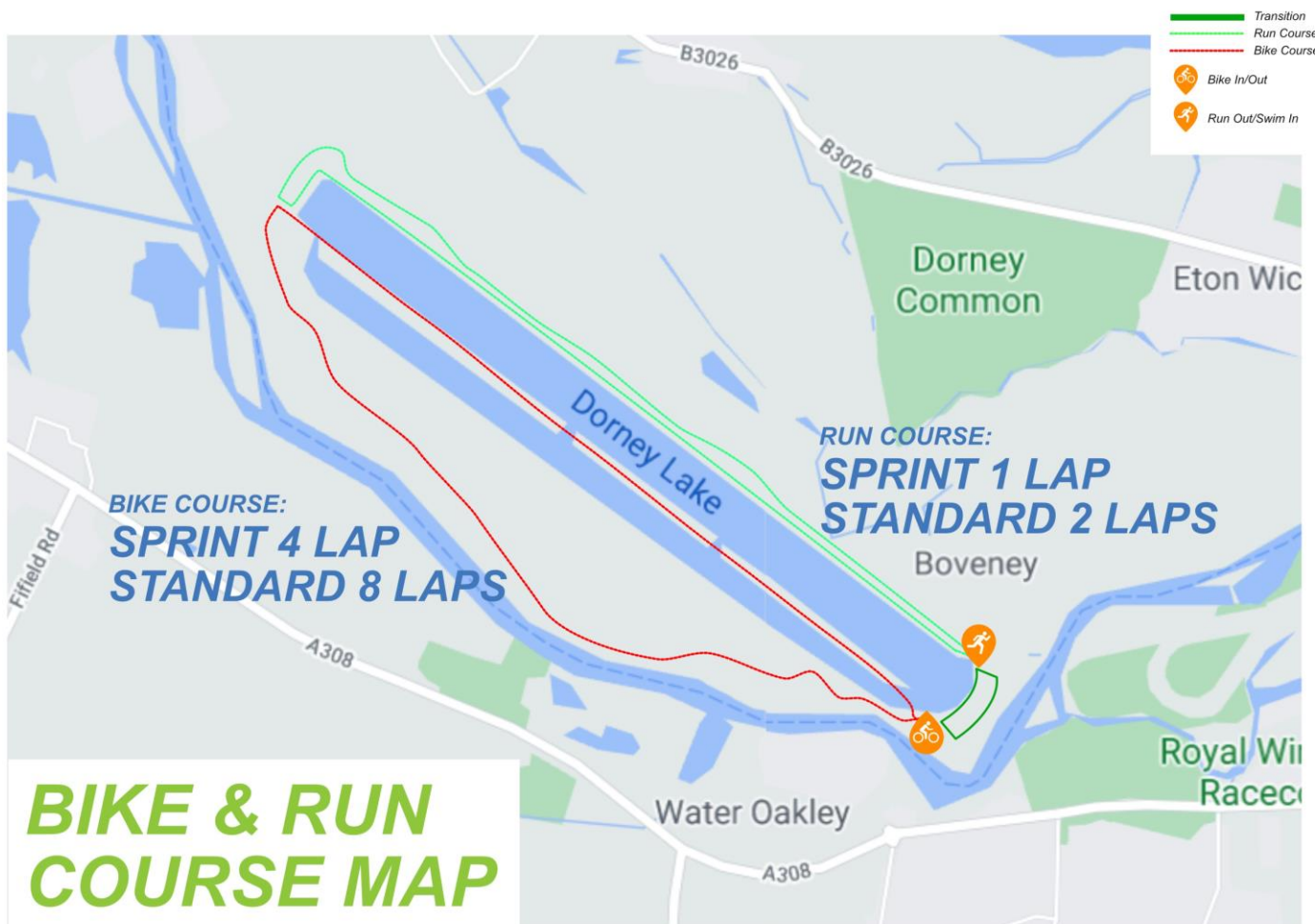
The Standard distance will turn and head out again to complete a second lap.

There will be a water station aimed at those doing the Standard which will be positioned at the end of the first lap.

Please dispose of any rubbish such as energy gel packets and drink cups in the bins provided around the run course.

Do not litter. Anyone who is spotted littering may be subject to disqualification. Dorney Lake is a beautiful Venue, and we need to keep it that way.

DORNEY LAKE EVENTS



Aquabike

For those completing the aquabike, your timing will stop when you enter in to transition after the bike leg, however your event will finish underneath the finish arch.

Please continue to rack your bike and then exit transition via the run exit before making your way straight to the finish arch to pick up your medal and finish line goodies.

Relay teams

Relay teams will handover the timing chip as a relay baton. The swimmer will need to wear it in the swim. The swimmer does not need to wear a race number. The cyclist should wait for the swimmer at their bike and transfer the chip on to their left ankle for the bike leg. The cyclist should wear the number on their back. The runner should wait at the bike racking point for the cyclist to return and be wearing a number on their front. All the team members can meet at the start of the finish funnel and cross the finish line together to receive their medals.



DORNEY LAKE EVENTS

Finish

After completing the run laps you will head down the finish funnel to collect your well-earned medal and finish-line goodies.

Timing

The event will be chip-timed. At registration you will be given a timing chip that must be worn on your **left ankle**. Avoid covering the chip with material and wetsuit as it reduces the chance of the chip signal being picked up by the timing mats.

The race time will start on the 'gun time' of your wave.

Results

Results are calculated by EventChipTiming. Your time will be uploaded to their website within seconds of you crossing the finish line. There will be no ticket printer for times at the event but you can find your result immediately at: <http://results.eventchiptiming.com/>

The chip data requires WIFI access and occasionally we have to load this data in manually after the event

if the connection is lost. If you have a query on your chip time, please wait until the evening of the event before raising the query.

Bike collection

Once all the bikes for your distance have returned to transition, you will be allowed back in to the transition area to collect your bike. Remember to take your race number with you as it will be required to match to the number on your bike and helmet before you'll be allowed to leave.

Finally.....

We hope that you are looking forward to this fantastic event as much as we are.

We can't wait to welcome you to Dorney for this great Swim, Bike, Run event